

# 2220-30-1 2230-30-1

## Multi-Channel Programmable DC Power Supplies



- Dual and triple output models with two 30V/1.5A (45W) channels and a 6V/5A (30W) channel on the triple output supply
- All channels are independently controlled and have isolated outputs for maximum flexibility
- All channels have remote sensing to ensure that programmed voltage is accurately applied to the load
- Two 30V channels can be combined either in series to double output voltage or in parallel to double output current
- 0.03% basic voltage output accuracy and 0.1% current accuracy ensure quality test data
- Low noise, linear regulation with <math><3\text{mVpp}</math> ripple and noise
- Voltage and current output for all channels are displayed simultaneously for easy observation of each output state
- Keypad entry allows fast, precise entry of output values
- Standard USB interface for automated testing

The Series 2200 Multi-channel Programmable DC Power Supplies combine two and three channels of output power to cost-effectively characterize and test a wide range of devices, circuit boards, modules, and products that require more than one power source. The Model 2220-30-1 supply provides two channels, with each channel capable of outputting up to 30V and up to 1.5A. The Model 2230-30-1 includes two 30V/1.5A channels and adds a 6V channel with up to 5A output for powering digital circuits. The Series 2200 Multi-channel Power Supplies offer an excellent combination of performance, versatility, and ease of use to maximize the information from characterization or test as quickly and as easily as possible. They perform as effectively in automated test systems as they do in manual instrument configurations.

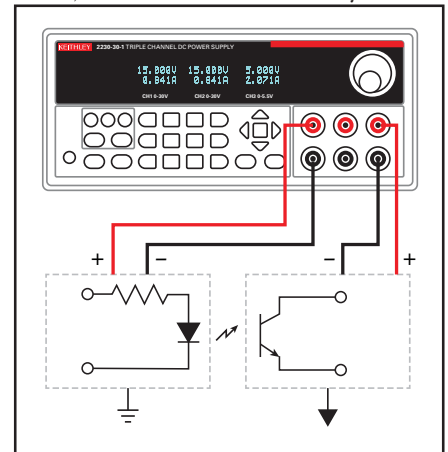
### Independent and Isolated Outputs

Since each channel in the Series 2200 Multi-channel Power Supplies is completely independent and isolated from each other, these power supplies can be used to provide power to two circuits that are optically isolated or transformer-isolated from each other and have different reference points. Their isolated channels eliminate the need for a second power supply to power one of the isolated circuits.

Additionally, each channel can be independently controlled, so channels can be individually turned on and turned off at any time. Thus, these power supplies can be used to power up a circuit, such as a digital circuit, that requires multiple voltage levels, that must be turned on in a specified time sequence. Furthermore, a timer capability allows the user to set up an unattended test and to turn off the channels after a programmed time interval to protect a device-under-test (DUT) from potential damage due to the continuous application of power beyond a recommended time interval. Both isolated and independent channels provide excellent versatility and flexibility to address a wide range of test applications.

### Accurate Power Delivery to the Load

With basic voltage setting accuracy and voltage readback accuracy of 0.03% for each channel, the exact voltage programmed for any channel is applied at the output terminals. Plus, the rear panel connections for each channel include remote sense terminals that compensate for voltage drops in the power supply leads. This helps to ensure that the correct voltage is delivered accurately to the load terminals of the DUT. Many multi-channel power supplies do not provide remote sensing, which degrades from overall system accuracy. Great accuracy is not limited to voltage; the basic current setting and readback accuracy is 0.1%, providing high quality load current measure-



**Power two isolated circuits with isolated output channels.**

1.888.KEITHLEY (U.S. only)

[www.keithley.com](http://www.keithley.com)

A Greater Measure of Confidence

**KEITHLEY**

A Tektronix Company

# 2220 2230

## Ordering Information

**2220-30-1**
**Programmable Dual  
Channel DC Power Supply**
**2220J-30-1**
**Programmable Dual Channel  
DC Power Supply for Japan**
**2230-30-1**
**Programmable Triple  
Channel DC Power Supply**
**2230J-30-1**
**Programmable Triple  
Channel DC Power  
Supply for Japan**

## Accessories Supplied

**CS-1655-15 Rear Panel  
Mating Connector for Series  
2200 Power Supplies  
Documentation and Driver CD**

## ACCESSORIES AVAILABLE

CS-1655-15	Rear Panel Mating Connector for Series 2200 Power Supplies
4299-7	Fixed Rack Mount Kit

## SERVICES AVAILABLE

2220-30-1-EW	1-year factory warranty extended 1 additional year from date of shipment
2220-30-1-3Y-EW	1-year factory warranty extended to 3 years from date of shipment
2220-30-1-5Y-EW	1-year factory warranty extended to 5 years from date of shipment
C/2220-30-1-3Y-STD	3 calibrations within 3 years of purchase
C/2220-30-1-3Y-DATA	3 (ANSI-Z540-1 compliant) calibrations within 3 years of purchase
C/2220-30-1-5Y-STD	3 calibrations within 5 years of purchase
C/2220-30-1-5Y-DATA	3 (ANSI-Z540-1 compliant) calibrations within 5 years of purchase
2230-30-1-EW	1-year factory warranty extended 1 additional year from date of shipment
2230-30-1-3Y-EW	1-year factory warranty extended to 3 years from date of shipment
2230-30-1-5Y-EW	1-year factory warranty extended to 5 years from date of shipment
C/2230-30-1-3Y-STD	3 calibrations within 3 years of purchase
C/2230-30-1-3Y-DATA	3 (ANSI-Z540-1 compliant) calibrations within 3 years of purchase
C/2230-30-1-5Y-STD	3 calibrations within 5 years of purchase
C/2230-30-1-5Y-DATA	3 (ANSI-Z540-1 compliant) calibrations within 5 years of purchase

**Note:** For Japan versions, add a "J" at the end of the series number (ie: 2220J and 2230J)

**1.888.KEITHLEY** (U.S. only)

**www.keithley.com**

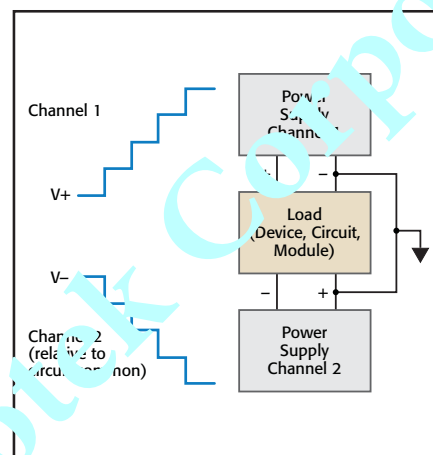
# Multi-Channel Programmable DC Power Supplies

ments. Also, with less than 3mV p-p noise, the power applied to the DUT's load terminals is both accurate and of high quality.

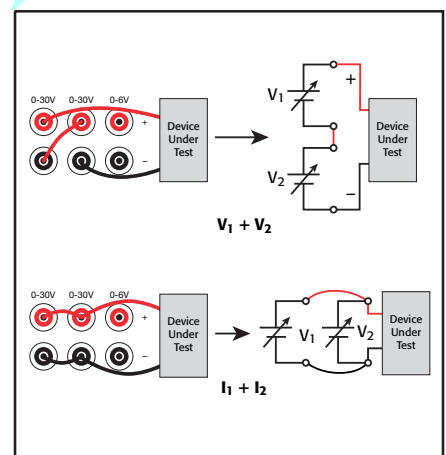
The maximum output power of 45W on the 30V channels and 30W on the 6V channel, combined with voltage setting and reading resolution of 1mV and current setting and reading resolution of 1mA, generate a wide range of output power and read a wide range of load currents. Excellent accuracy, remote sensing, and a wide power output range make the Series 2200 Multi-channel Power Supplies a critical test instrument either on the bench or in a test system.

## Configure the Channels to Double Output Voltage or Current or Create Bipolar Power Supplies

The two 30V channels can be combined if more than 30V or more than 1.5A is required. The two 30V outputs can be wired in series to enable an output of 60V with a maximum current output of 1.5A or can be wired in parallel to get up to 3A at 30V. In series or parallel configurations, the power supplies offer special display modes that indicate the actual voltage and current for the combined pair. It's also easy to wire the outputs to make a  $\pm 30V$  bipolar supply and to maintain a user-defined ratio between the two outputs when using Tracking mode. These modes of operation extend the performance of the power supplies, while the display shows the actual outputs in these special modes to avoid any confusion or incorrect interpretation of the displayed data.



**Use the two 30V channels to test a bipolar integrated circuit or a bipolar module over its specified voltage operating range.**



**Combine two channels in series to output up to 60V or combine two channels in parallel to output up to 3A. The Model 2220/2230 display will show the combined value.**

## Convenience Features Help Get Results More Quickly

The Series 2200 Multi-channel Power Supplies offer a number of features that return results quickly and easily:

- A rotary knob, with user-selectable step size, makes it easy to check circuit response to changing voltage or current. Alternatively, a direct-entry numeric keypad can be used to simplify setting precise voltage and current values.
- Each channel has its own readout on the display. The voltage and current being delivered to each channel are visible at a glance. A bright vacuum fluorescent display provides excellent readability at a distance, at an angle, or under dim lighting conditions.
- To save time when repeating tests, instrument settings can be saved in one of 30 internal memory locations by simply pressing the Save button. To recall that setting, just push the Recall button, and choose the desired setup.

# 2220 2230

# Multi-Channel Programmable DC Power Supplies

## Protection for Your Device-Under-Test

The Series 2200 Multi-channel Power Supplies include maximum voltage settings that prevent voltage from being accidentally adjusted above user-specified limits. Independent outputs allow a different limit to be specified for each output channel. With the numeric keypad, a current limit can be quickly and precisely specified before a test is started. In addition, a user-definable password allows the front panel to be locked to prevent unwanted adjustment during critical tests.

## Easily Test Automation

Each of these power supplies includes a USB TMC-compliant device port, enabling PC control from a user-preferred programming environment. For basic instrument control, data logging, and analysis, the Series 2200 Multi-channel Power Supplies can be controlled by Tektronix Edition LabVIEW SignalExpress™ from National Instruments. SignalExpress supports a wide range of Tektronix bench instruments\* and can be used to automate the entire test bench or test system. The features in each instrument are accessible from one intuitive software interface that can automate complex measurements that require multiple instruments and easily capture and analyze results—all from the user's PC.

\*For a complete listing of Tektronix instruments supported by Tektronix LabVIEW Signal Express, visit [www.tektronix.com/signalexpress](http://www.tektronix.com/signalexpress).

## APPLICATIONS

Series 2200 Multi-channel Power Supplies typical applications include:

- Circuit design
- Electrical engineering student labs
- Materials research
- Automated test

## Specifications

	2230-30-1, 2230J-30-1			2220-30-1, 2230J-30-1	
<b>DC OUTPUT RATING</b>					
Voltage	0 to 30 V	0 to 30 V	0 to 6 V	0 to 30 V	0 to 30 V
Current	0 to 1.5 A	0 to 1.5 A	0 to 5 A	0 to 1.5 A	0 to 1.5 A
<b>MAXIMUM POWER</b>					
	120 W			90 W	
<b>LOAD REGULATION</b>					
Voltage	< 0.01% + 3 mV	< 0.01% + 3 mV	< 0.01% + 3 mV	< 0.01% + 3 mV	< 0.01% + 3 mV
Current	< 0.01% + 3 mA	< 0.01% + 3 mA	< 0.01% + 3 mA	< 0.01% + 3 mA	< 0.01% + 3 mA
<b>LINE REGULATION</b>					
Voltage	< 0.01% + 3 mV	< 0.01% + 3 mV	< 0.01% + 3 mV	< 0.01% + 3 mV	< 0.01% + 3 mV
Current	< 0.1% + 3 mA	< 0.1% + 3 mA	< 0.1% + 3 mA	< 0.1% + 3 mA	< 0.1% + 3 mA
<b>RIPPLE AND NOISE</b>					
Voltage (7MHz)	< 1 mV rms < 3 mV p-p	< 1 mV rms < 3 mV p-p	< 1 mV rms < 3 mV p-p	< 1 mV rms < 3 mV p-p	< 1 mV rms < 3 mV p-p
Current (20MHz)	< 5 mA rms	< 5 mA rms	< 5 mA rms	< 5 mA rms	< 5 mA rms
<b>SETTING RESOLUTION</b>					
Voltage	1 mV	1 mV	1 mV	1 mV	1 mV
Current	1 mA	1 mA	1 mA	1 mA	1 mA
<b>SETTING ACCURACY</b>					
Voltage	± 0.03% + 10 mV	± 0.03% + 10 mV	± 0.03% + 10 mV	± 0.03% + 10 mV	± 0.03% + 10 mV
Current	± 0.1% + 5 mA	± 0.1% + 5 mA	± 0.1% + 5 mA	± 0.1% + 5 mA	± 0.1% + 5 mA
<b>METER RESOLUTION</b>					
Voltage	1 mV	1 mV	1 mV	1 mV	1 mV
Current	1 mA	1 mA	1 mA	1 mA	1 mA
<b>METER ACCURACY</b>					
Voltage	± 0.03% + 10 mV	± 0.03% + 10 mV	± 0.03% + 10 mV	± 0.03% + 10 mV	± 0.03% + 10 mV
Current	± 0.1% + 5 mA	± 0.1% + 5 mA	± 0.1% + 5 mA	± 0.1% + 5 mA	± 0.1% + 5 mA

**ISOLATION:** INPUT TO OUTPUT: Any output can be floated up to 240V (DC + peak AC with AC limited to a maximum of 3Vpk-pk and a maximum frequency of 60Hz) relative to earth ground terminal.

**ISOLATION VOLTAGE, OUTPUT TO OUTPUT:** Any output can be floated up to 240V (DC + peak AC with AC limited to a maximum of 3Vpk-pk and a maximum frequency of 60Hz) relative to any other output terminal.

**VOLTAGE TRANSIENT RESPONSE SETTLING TIME, LOAD CHANGE (TYPICAL):** <150ms to within 75mV following a change from 0.1A to 1A.

**VOLTAGE TRANSIENT RESPONSE SETTLING TIME, SETTING CHANGE, RISING (TYPICAL):** <150ms to within 75mV following a change from 1V to 11V into a 10Ω resistor (ch. 1,2); from 0.4V to 4V into a 4Ω resistor (ch. 3).

**VOLTAGE TRANSIENT RESPONSE SETTLING TIME, SETTING CHANGE, FALLING (TYPICAL):** <150ms to within 75mV following a change from 11V to 1V into a 10Ω resistor (ch. 1,2); from 0.4V to 4V into a 4Ω resistor (ch. 3).

**DISPLAY:** Vacuum fluorescent display.

**MEMORY:** 30 setup memories.

**TRACKING AND COMBINATION MODES:**

**Tracking Mode:** Maintains the ratio on the two 30V output channels that is present when the control is activated.

**Combination V1+V2 Series Mode:** Deliver up to 60 V when CH1 and CH2 are wired in series. Meter reads back combined voltage.

**Combination I1+I2 Parallel Mode:** Deliver up to 3 A when CH1 and CH2 are wired in parallel. Meter reads back combined current.

**REAR PANEL CONNECTIONS:** USB Device Port, Type B connector, USBTMC compatible..

connector, USBTMC compatible..

## POWER SOURCE

**110 VAC SETTING:** Standard Versions: 99 to 121V rms.  
Japan (J) Versions: 90 to 110V rms.

**220 VAC SETTING:** Standard Versions: 198 to 242V rms.  
Japan (J) Versions: 180 to 220V rms.

**FREQUENCY:** 47Hz to 63Hz.

**POWER CONSUMPTION:** Standard Versions: 450VA.  
Japan (J) Versions: 450VA.

## PHYSICAL CHARACTERISTICS

**PROTECTIVE BOOTS AND HANDLE INSTALLED:**

**Height:** 105.3mm (4.15 in.)

**Width:** 241.8mm (9.52 in.)

**Depth:** 384.0mm (15.12 in.)

**PROTECTIVE BOOTS AND HANDLE REMOVED:**

**Height:** 90.7mm (3.57 in.)

**Width:** 217.2mm (8.55 in.)

**Depth:** 361.6mm (14.24 in.)

**NET WEIGHT:**

2220-30-1: 8.2 kg (18 lb.)

2230-30-1: 8.5 kg (19 lb.)

**SHIPPING WEIGHT:**

2220-30-1: 11 kg (24 lb.)

2230-30-1: 11 kg (24 lb.)

1.888.KEITHLEY (U.S. only)

[www.keithley.com](http://www.keithley.com)

A Greater Measure of Confidence

**KEITHLEY**

A Tektronix Company

2220  
2230

# Multi-Channel Programmable DC Power Supplies

## ENVIRONMENTAL AND SAFETY

**TEMPERATURE:** Operating: 0° to +40°C.  
Storage: -20° to +70°C.

**RELATIVE HUMIDITY (non-condensing):**

**OPERATING:** 5% to 95% relative humidity at up to +40°C

**STORAGE:** 5% to 95% relative humidity at up to +40°C. 5% to 60% RH above +40°C up to +70°C, non condensing.

**ALTITUDE:**

**OPERATING:** Up to 2000m.

**STORAGE:** Up to 4000m.

**SAFETY:**

**EUROPEAN UNION:** Complies with European Union EMC Directive.

**USA:** Nationally recognized testing laboratory listing UL61010-1-2004.

**CANADA:** CAN/CSA C22.2 No. 61010-1 2004.



Model 2230-30-1 rear panel.

## ELECTROMAGNETIC COMPATIBILITY

**EUROPEAN UNION:** Complies with European Union Low Voltage Directive.

**AUSTRALIA:** EMC Framework, demonstrated per Emission Standard AS/NZS 2064 (Industrial, Scientific, and Medical Equipment).

Specifications are subject to change without notice. All Keithley trademarks and trade names are the property of Keithley Instruments, Inc. All other trademarks and trade names are the property of their respective companies.

**KEITHLEY**

A Tektronix Company

A Greater Measure of Confidence

KEITHLEY INSTRUMENTS, INC. ■ 2275 AURORA RD. ■ CLEVELAND, OH 44139-1891 ■ 440-248-0400 ■ Fax: 440-248-6168 ■ 1-888-KEITHLEY ■ www.keithley.com

### BELGIUM

Sint-Pieters-Leeuw  
Ph: 02-3630040  
Fax: 02-3630064  
info@keithley.nl  
www.keithley.nl

### CHINA

Beijing  
Ph: 86-10-8447-5556  
Fax: 86-10-8225-5018  
china@keithley.com  
www.keithley.com.cn

### FRANCE

Les Ulis  
Ph: 01-69868360  
Fax: 01-69868361  
info@keithley.fr  
www.keithley.fr

### GERMANY

Germering  
Ph: 089-84930740  
Fax: 089-84930734  
info@keithley.de  
www.keithley.de

### INDIA

Bangalore  
Ph: 080-30792600  
Fax: 080-30792688  
support\_india@keithley.com  
www.keithley.in

### ITALY

Peschiera Borromeo (Mi)  
Ph: 02-5538421  
Fax: 02-55384228  
info@keithley.it  
www.keithley.it

### JAPAN

Tokyo  
Ph: 81-3-6714-3070  
Fax: 81-3-6714-3080  
info.jp@keithley.com  
www.keithley.jp

### KOREA

Seoul  
Ph: 82-2-574-7778  
Fax: 82-2-574-7838  
keithley@keithley.co.kr  
www.keithley.co.kr

### MALAYSIA

Penang  
Ph: 60-4-643-9679  
Fax: 60-4-643-3794  
sea@keithley.com  
www.keithley.com

### NETHERLANDS

Son  
Ph: 040-2675502  
Fax: 040-2675509  
info@keithley.nl  
www.keithley.nl

### SINGAPORE

Singapore  
Ph: 65-6747-9077  
Fax: 65-6747-2991  
sea@keithley.com  
www.keithley.com.sg

### TAIWAN

Hsinchu  
Ph: 886-3-572-9077  
Fax: 886-3-572-9031  
info\_tw@keithley.com  
www.keithley.com.tw

### UNITED KINGDOM

Bracknell  
Ph: 044-1344-392450  
Fax: 044-1344-392457  
info@keithley.co.uk  
www.keithley.co.uk